



Acrylic Tube Rotameter with Control Valve



Glass Tube Rotameter with Control Valve




Acrylic Tube Rotameter



Glass Tube Rotameter



Glass Tube Rotameter



Acrylic Tube Rotameter



Plastic Body Rotameter For Water Only



Metal Tube Rotameter



By-Pass Rotameter






Electro-Magnetic Flow Meter

Model: JI-ATR-CV | JI-GTR-CV | JI-ATR
Acrylic Tube | Glass Tube with Control
Valve | Acrylic Tube Top & Bottom



Japsin
Instrumentation™

			
Models	JI-ATR-CV	JI-GTR-CV	JI-ATR
Description	<p>This type of Rotameter is especially designed for measurement of gas flows.</p> <p>A needle valve is integrated on the inlet of the Rotameter for flow adjustment.</p>	<p>This type of Rotameter is designed for measurement of low liquid and gas flows.</p> <p>A needle valve is integrated on the inlet of the Rotameter for flow adjustment.</p>	<p>This type of Rotameter is especially designed for measurement of gas flows & Liquids</p> <p>Application varies as per customer requirement</p>
Body Casing	Acrylic Block	M.S/ Aluminium Casing with Acrylic Front SS Casing	Acrylic Block
Metering	Acrylic Tube	Special uniform bore thick walled borosilicate glass tube	Acrylic Tube
Control Valve	Provided	Provided	N.A
Float Material	PP/SS	PP/SS	PP/SS
Gasket Material	Buna NBR	Buna NBR	Buna NBR
Max Pressure	10 Bar	14 Bar	10 Bar
Max Temperature	50 Deg C	100 Deg C	50 Deg C
Accuracy	+/-2% FSD	+/-2% FSD	+/-2% FSD
Connection	Threaded/ Nozzle	Threaded/ Nozzle	Threaded/ Flange
Mounting	Rear	Rear	Top & Bottom
Inlet	Bottom	Bottom	Bottom
Outlet	Top	Top	Top
Stand	Optional	Optional	Optional
Standard Ranges	As per customer technical required & feasibility	As per customer technical required & feasibility	As per customer technical required & feasibility

**Model: JI-GTR | JI-ASTER | JI-MTR
Glass Tube Rotameter | Plastic Aster
Rotameter | Metal Tube Rotameter**



**Japsin
Instrumentation™**



Models	JI-GTR	JI-ASTER	JI-MTR
Description	<p>This type of Rotameter is especially designed for measurement of gasses & Liquid flows.</p> <p>Flange Top & Bottom</p>	<p>This type of Rotameter is designed for measurement of Water</p>	<p>The fluid in the metal tube raised a float in the taper tube increasing the area of passage of fluid.</p> <p>The float moves up in proportion to the rate of flow of fluid and get stabilised when the weight of the float is balanced by the upward hydraulic force.</p>
Body Casing	M.S/ Aluminium Casing with Acrylic Front SS Casing	Plastic / Acrylic	Metal
Metering	Special uniform bore thick walled borosilicate glass tube	Plastic / Acrylic	To suitable specific liquid or gases
Float Material	PP/SS	PP/SS	To suitable specific liquid or gases
Gasket Material	Buna NBR	Buna NBR	Buna NBR
Max Pressure	14 Bar	10 Bar	280 Kg/Cm2
Max Temperature	100 Deg C	50 Deg C	270 Deg C
Accuracy	+/-2% FSD	+/-2% FSD	+/-2% FSD
Connection	Threaded/ Flange	Threaded Flange	Flange
Mounting	Top & Botton	Inline & Top & Bottom	Top & Botton
Inlet	Bottom	Bottom	Bottom
Outlet	Top	Top	Top
Stand	Optional	Optional	N.A
Standard Ranges	As per customer technical required & feasibility	As per customer technical required & feasibility	As per customer technical required & feasibility

Model: JI-BPR | JI-EMFM
By-pass Rotameter | Electro-Magnetic
Flow Meter



Japsin
Instrumentation™



Models	JI-BPR	JI-EMFM
Description	<p>By Pass Rotameter is an inference type Flow Meter</p> <p>Differential pressure 'DP' is created in the main flow by providing an Orifice Plate in the main Pipe line.</p> <p>Because of this differential pressure a branch of flow moves through by- pass line provided across the orifice plate from up- stream side to down -stream side of Orifice Plate.</p>	<p>FLOWMETER is micro-controller based full bore type electromagnetic flow meters specially used for various industrial applications.</p> <p>The instrument is based on Faraday's law of electro-magnetic induction. A magnetic field is generated by the instrument in the flow tube.</p> <p>Liquids (Conductive)</p>
Body Casing	Orifice Plate:- For Main Pipe –designed as per ISO-5167-MOC-SS316	<p>Lining - Rubber (5mm +/-1mm thick) / PTFE (3mm +/-1mm thick)</p> <p>Flange - CS / MS / SS</p> <p>Electrode - SS 316L / Hastalloy C / Platinum</p> <p>Coil Housing - MS / SS 304</p>
Metering	Special uniform bore thick walled borosilicate glass tube	N.A
Float Material	PP/SS	N.A
Gasket Material	Buna NBR	Output:- 1) 4 to 20 mA DC, Isolated, 2) Pulse
Max Pressure	14 Bar	10 Bar
Max Temperature	100 Deg C	85° C max for Rubber Lining & 150°C for PTFE Lining
Accuracy	+/-2% FSD	+/- 0.5% of F. S. (for 20 to 100% flow)
Connection	Pipe Size:- 40 NB to 300 NB	Flange
Mounting	Top & Botton	Inline
Inlet	Bottom	Side
Outlet	Top	Side
Standard Ranges	As per customer technical required & feasibility	As per customer technical required & Line Size